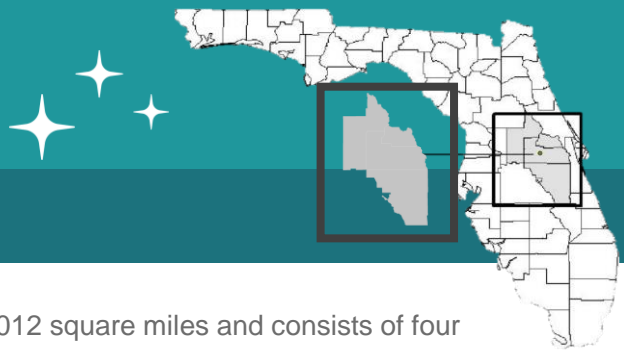


ORLANDO MSA STATISTICS

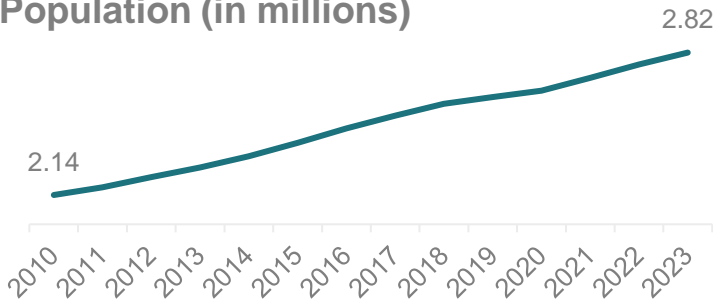
UNBELIEVABLY REAL



The Orlando Metropolitan Statistical Area (MSA) extends over 4,012 square miles and consists of four counties: Lake County (1,156.5 sq. mi.), Orange County (1,004.3 sq. mi.), Osceola County (1,506.5 sq. mi.), and Seminole County (344.9 sq. mi.). Proximity to local, regional, national and global markets has helped Orlando become one of the world's most exciting and dynamic business environments.

DEMOGRAPHICS

Population (in millions)



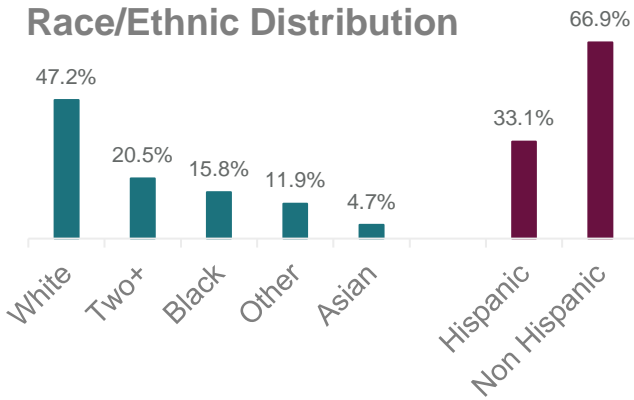
Source: U.S. Census Bureau Population Estimates

Age Distribution

0-17	21.1%
18-24	9.4%
25-54	41.7%
55-64	11.9%
65 and over	15.9%
Median Age	38.5

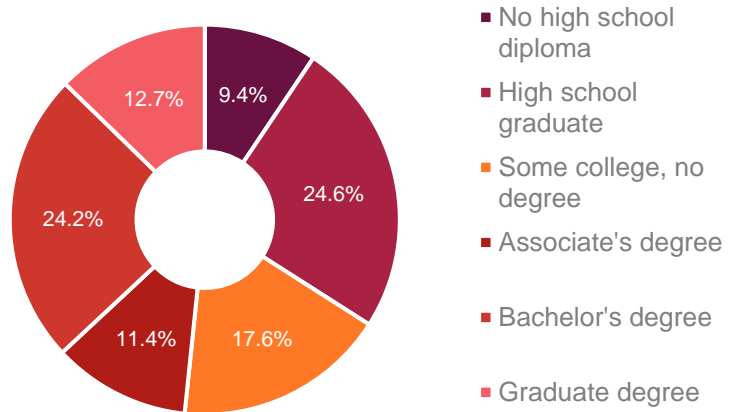
Source: U.S. Census Bureau, ACS, 2022 1-Yr Estimates

Race/Ethnic Distribution



Source: U.S. Census Bureau, ACS, 2022 1-Yr Estimates

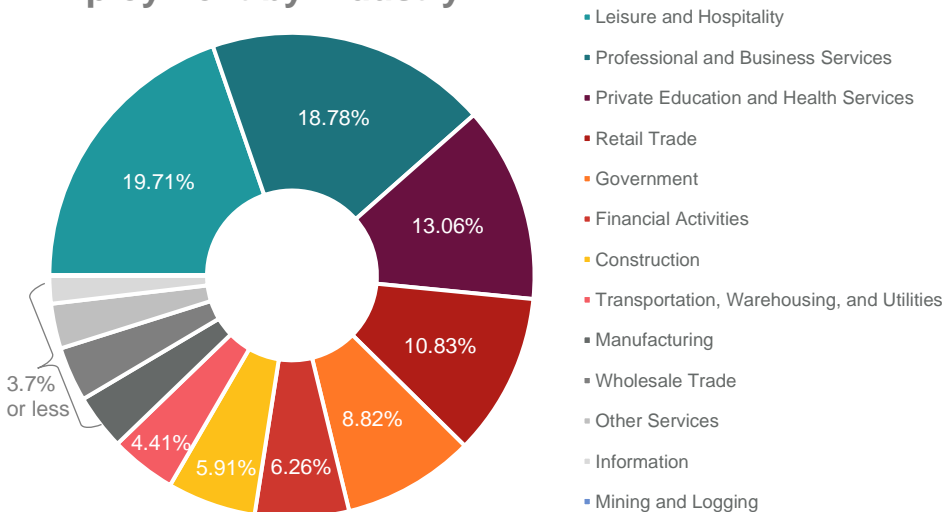
Educational Attainment



Source: U.S. Census Bureau, ACS, 2022 1-Yr Estimates

WORKFORCE

Employment by Industry



Labor

Labor Force (Orlando MSA)	1,480,755
Unemployment rate (Jun 2024)	
Orlando MSA	3.5%
Florida	3.5%
United States	4.3%

Source: Florida Department of Commerce, Local Area Unemployment Statistics. Not seasonally adjusted - Released July 2024

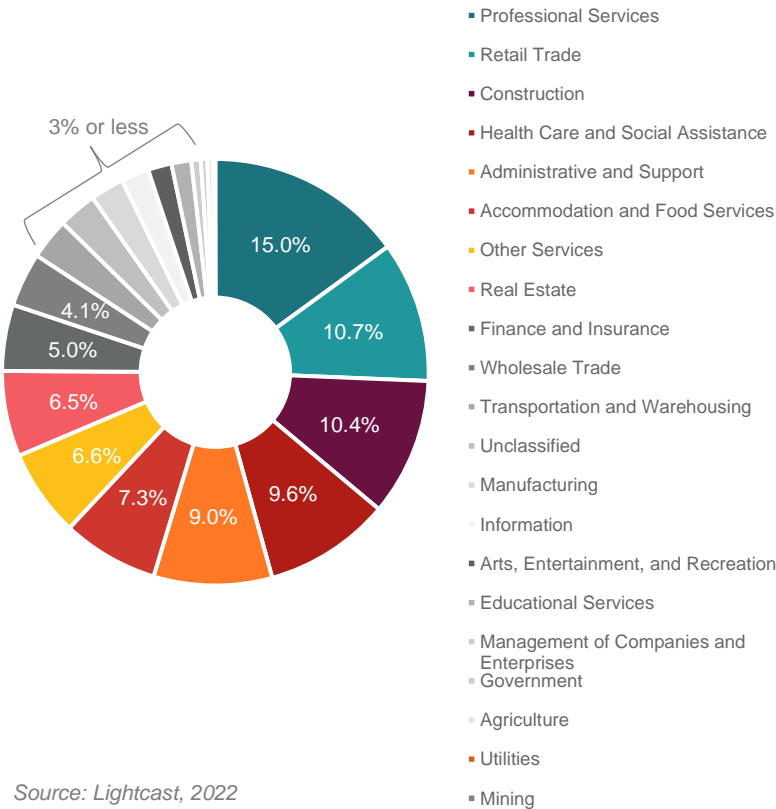
ECONOMY

Leading Employers

Company	No. of Employees
Walt Disney World Resort	75,000
AdventHealth System	35,938
Universal Orlando Resort	28,000
Orlando Health	26,397
Seminole State College	14,813
Lockheed Martin	14,547
University of Central Florida	13,078
Darden Restaurants	5,127
Valencia College	4,970
Westgate Resorts	4,760

Sources: Orlando Business Journal; Partnership research.

Companies by Industry



Source: Lightcast, 2022



Recent Announcements

Company	Project Type
Plug & Play	Business Incubator
Examroom.ai	Digital Technology
BNY Mellon NY	HQ & Regional Office
Dronisos	HQ & Regional Office
Bluedrop USA	Aerospace & Defense
Kismet Technologies	Life Sciences
Hudson Procurement Group	Digital Technology
Kaseya	Digital Technology
Quartermaster Logistics	Logistics & Distribution
Amazon	Logistics & Distribution

Source: Orlando Economic Partnership

LIVE & PLAY

Housing

	Nov 2023	Nov 2022	% Change
Median Sale Price	\$375,000	\$360,000	4.17%

Source: Orlando Regional Realtors Association

Cost of Living Index (COLI)

Composite Index	Grocery Items	Housing	Transportation
97.3	97.8	103.0	93.5

Source: Council for Community and Economic Research, Q3 2023

ABOUT THE ORLANDO ECONOMIC PARTNERSHIP

The Orlando Economic Partnership (the Partnership) is an economic and community development organization that is seizing the moment to advance Broad-based Prosperity® throughout the Orlando region by growing the diversity of the economy and driving investment into the region. The Partnership catalyzes Orlando's collaborative ethos to fuel regional leadership and improve the region's competitiveness. Learn why opportunity in Orlando is *Unbelievably Real™* at InvestOrlando.org.

Orlando Economic Partnership Contact

Destin Wells

Vice President, Economic Development

Destin.Wells@Orlando.org

C/ 407.640.1673