

# CORONAVIRUS (COVID-19) IMPACT PLANNING REPORT

Polk County, FL

**683,954**

Population

**255,025**

Households

**2.63**

Avg Size Household

**41.6**

Median Age

**\$50,006**

Median Household Income

**\$164,897**

Median Home Value

**78**

Wealth Index

**146**

Housing Affordability

**66**

Diversity Index

## POPULATION AND BUSINESSES



**362.6**

Daytime Population per Square Mile



**18,712**

Total Businesses



**240,690**

Total Employees

## POVERTY AND LANGUAGE



**15%**

Households Below the Poverty Level



**34,845**

Households Below the Poverty Level



**1,952**

Pop 65+ Speak Spanish & No English

## AT RISK POPULATION



**69,474**

Households With Disability



**147,159**

Population 65+



**13,910**

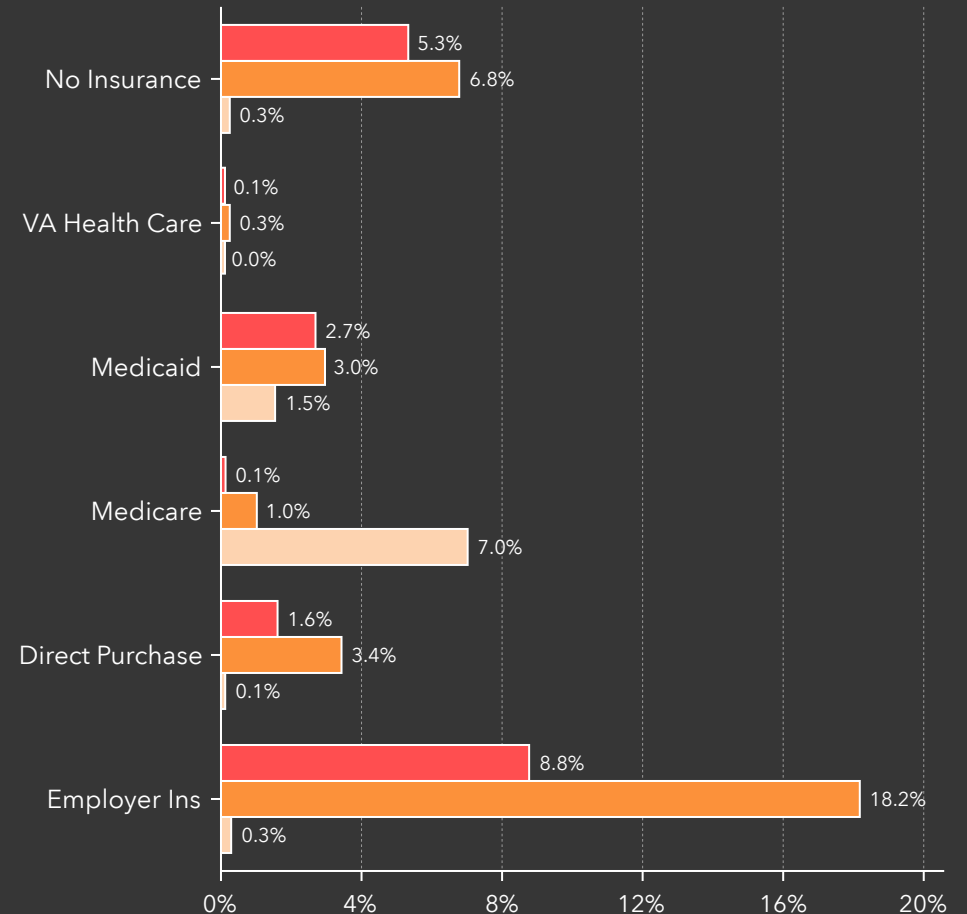
Households Without Vehicle

## HEALTH INSURANCE COVERAGE (ACS)

Pop 19-34

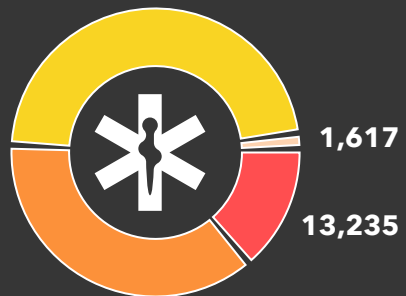
Pop 35-64

Pop 65+



## POPULATION NO HEALTH INSURANCE (ACS)

**43,647**



0-18 19-34 35-64 Age 65+



**LANGUAGE (ACS)** Age 5-17 18-64 Age 65+ Total

**English Only** 83,003 289,454 115,219 487,676

**Spanish** 22,872 69,730 9,449 102,051

Spanish & English Well 21,383 50,569 5,330

Spanish & English Not Well 892 10,670 2,167 13,729

**Indo-European** 1,724 10,856 2,727 22,029

Indo-European & English Well 1,645 8,887 2,112

Indo-Euro & English Not Well 79 1,484 356 1,919

**Asian-Pacific Island** 1,049 4,376 1,467 6,892


Asian-Pacific Isl & English Well 1,018 3,885 1,129

Asn-Pacific Isl & English Not Well 16 401 251 668

**Other Language** 329 1,529 129 1,987

Other Language & English Well 303 1,453 129

Other Lang. & English Not Well 26 45 0 71



# KEY INDICATORS: IMPACT PLANNING

Polk County, FL

**683,954**

Population

**255,025**

Households

**2.63**

Avg Size Household

**41.6**

Median Age

**\$50,006**

Median Household Income

**\$164,897**

Median Home Value

**78**

Wealth Index

**146**

Housing Affordability

**66**

Diversity Index

**POPULATION AND POVERTY STATUS (ACS) Total**

Population for whom Poverty Status is Determined 638,716

Income to Poverty Ratio <0.50 48,358

Income to Poverty Ratio 0.50-0.99 62,199

Income to Poverty Ratio 1.00-1.24 38,659

Income to Poverty Ratio 1.25-1.49 40,750

Income to Poverty Ratio 1.50-1.84 55,417

Income to Poverty Ratio 1.85-1.99 21,287

Income to Poverty Ratio 2.00+ 372,046

**POVERTY LEVELS (ACS) Below At/Above Total**

Total 34,845 191,759 226,604

Married Couple Families 8,036 106,131 114,167

Other Families w/Male Householder 2,113 8,976 11,089

Other Families w/Female Householder 9,963 20,721 30,684

Nonfamilies w/Male Householder 5,415 25,833 31,248

Nonfamilies w/Female Householder 9,318 30,098 39,416

**NO HEALTH INSURANCE COVERAGE (ACS) % Total**

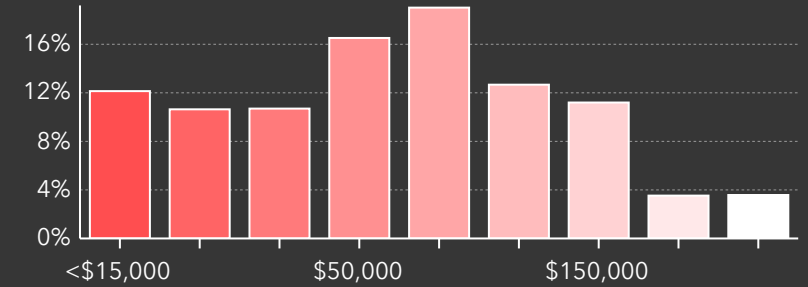
Population <19 2.1% 13,235

Population Age 19-34 5.3% 34,350

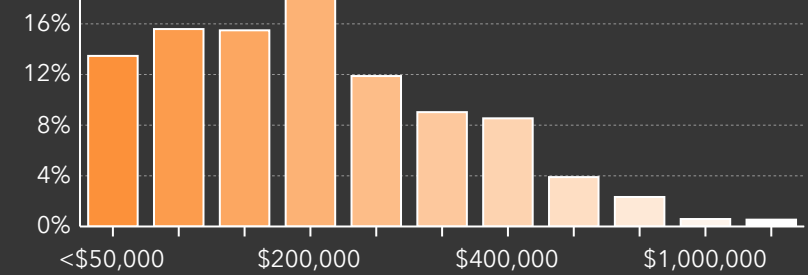
Population Age 35-64 6.8% 43,647

Population Age 65+ 0.3% 1,617

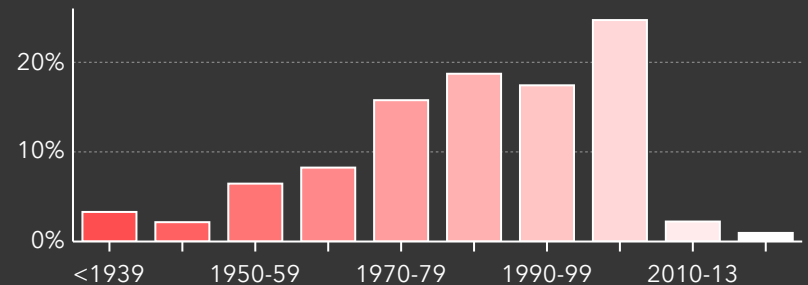
**HOUSEHOLD INCOME**



**HOME VALUE**



**HOUSING: YEAR BUILT**



**POPULATION BY AGE**

