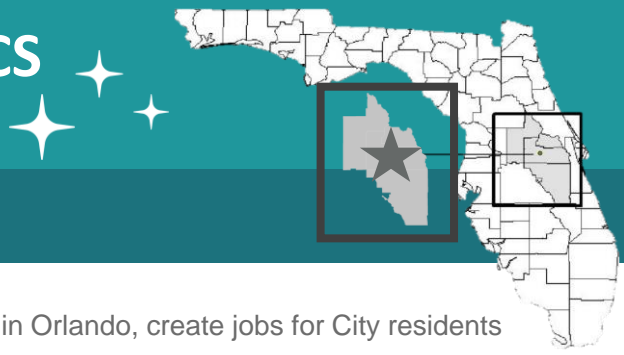


# CITY OF ORLANDO STATISTICS

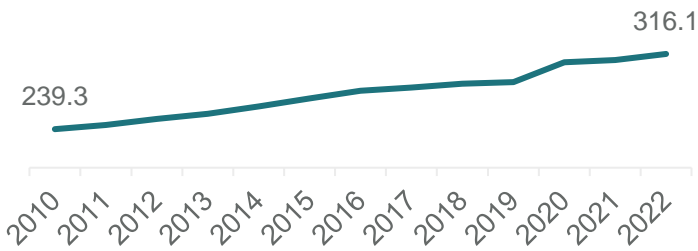
**UNBELIEVABLY REAL**



The City of Orlando works to recruit, retain and grow businesses in Orlando, create jobs for City residents and strengthen neighborhood commercial districts. Orlando is home to public and private secondary schools, all noted for excellence and innovative teaching. Creativity and innovation is showcased in the many museums, galleries, and theaters in downtown. Plus, the Orlando International Airport (MCO) ranks as the no. 1 busiest airport in Florida.

## DEMOGRAPHICS

### Population (in thousands)



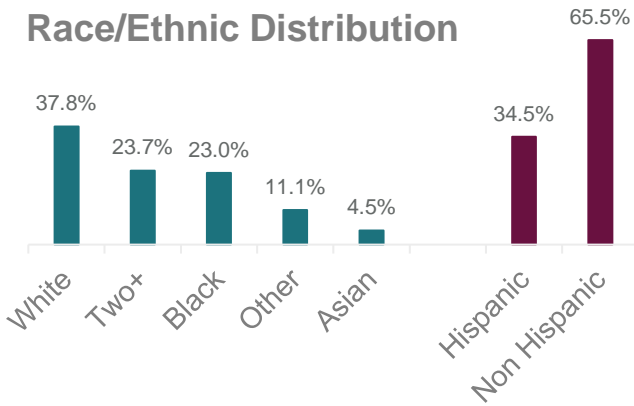
Source: U.S. Census Bureau Population Estimates

### Age Distribution

0-17	19.3%
18-24	9.4%
25-54	49.3%
55-64	10.2%
65 and over	11.8%
Median Age	36.0

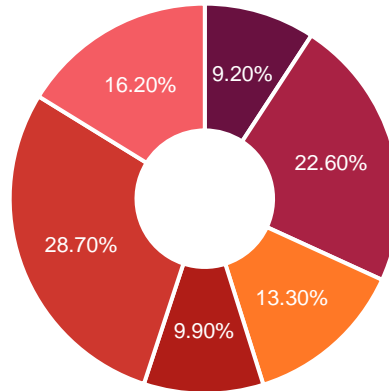
Source: U.S. Census Bureau, ACS, 2022 1-Yr Estimates

### Race/Ethnic Distribution



Source: U.S. Census Bureau, ACS, 2022 1-Yr Estimates

### Educational Attainment

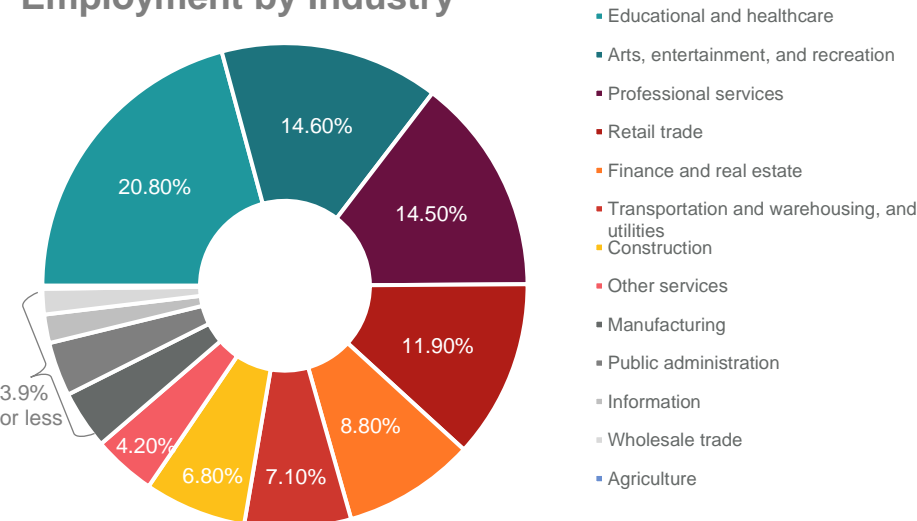


- No high school diploma
- High school graduate
- Some college, no degree
- Associate's degree
- Bachelor's degree
- Graduate degree

Source: U.S. Census Bureau, ACS, 2022 1-Yr Estimates. Population 25+

## WORKFORCE

### Employment by Industry



Source: U.S. Census Bureau, ACS, 2022 1-Yr Estimates

### Labor

Labor Force	181,240*
<b>Unemployment rate (Jun 2024)</b>	

City of Orlando	2.7%*
Orlando MSA	3.5%
Florida	3.5%
United States	4.3%

Source: Florida Department of Commerce, Local Area Unemployment Statistics. Not seasonally adjusted - Released July 2024

\*City of Orlando data as of May 2024

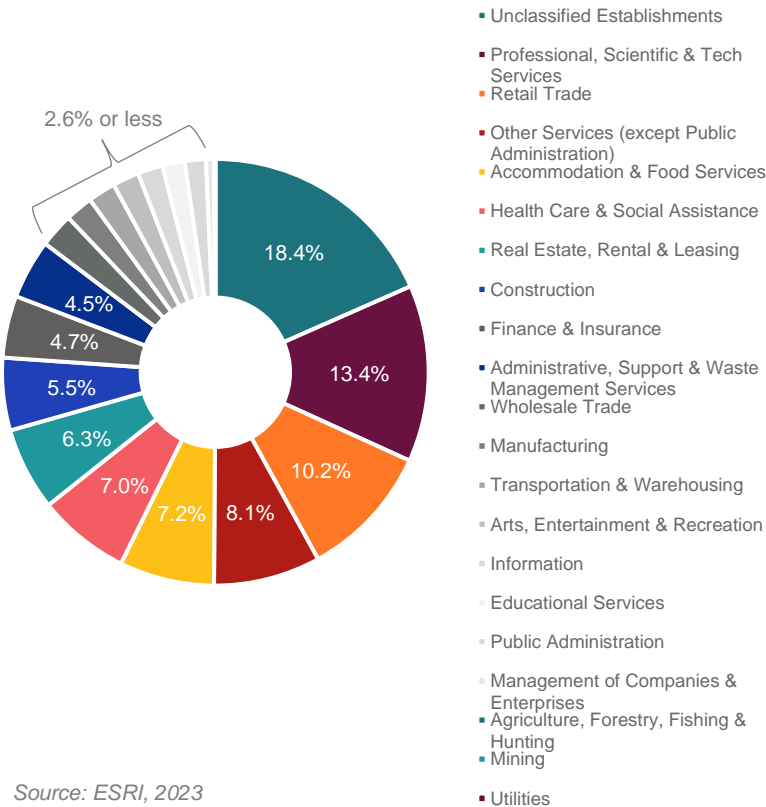
# ECONOMY

## Leading Employers

Company	No. of Employees
AdventHealth	35,938
Orlando Health	26,397
Lockheed Martin	14,547
Valencia College	4,970
Southwest Airlines	2,938
JetBlue Airways	2,661
Truist	2,610
Nemours	2,300
Massey Services	1,455
YMCA of Central Florida	1,400

Sources: Orlando Business Journal; Partnership research.  
 Note: Employment numbers may refer to regional employment.

## Companies by Industry



Source: ESRI, 2023



## Recent Announcements

Kismet Technologies	Life Sciences
SAHARA	HQ & Regional Office
Quartermaster Logistics	Logistics & Distribution
Amazon	Logistics & Distribution
McKesson	Logistics & Distribution
Cameron Manufacturing & Design	Advanced Manufacturing
Luminar	Advanced Manufacturing
Mass Virtual	Aviation, Aerospace, Defense
SMP Manufacturing	Advanced Manufacturing

Source: Orlando Economic Partnership

## LIVE & PLAY

### Housing

	Nov 2023	Nov 2022	% Change
<b>Median Sale Price</b>	\$367,250	\$353,200	3.98%

Source: Orlando Regional Realtors Association, Orlando MSA

### Cost of Living Index (COLI)

Composite Index	Grocery Items	Housing	Transportation
99.9	97.8	106.3	95.2

Source: Council for Community and Economic Research, 2023, Orlando MSA  
 US = 100

## ABOUT THE ORLANDO ECONOMIC PARTNERSHIP

The Orlando Economic Partnership (the Partnership) is an economic and community development organization that is seizing the moment to advance Broad-based Prosperity® throughout the Orlando region by growing the diversity of the economy and driving investment into the region. The Partnership catalyzes Orlando's collaborative ethos to fuel regional leadership and improve the region's competitiveness. Learn why opportunity in Orlando is *Unbelievably Real™* at InvestOrlando.org.

### Orlando Economic Partnership Contact

#### Destin Wells

Vice President, Economic Development

[Destin.Wells@Orlando.org](mailto:Destin.Wells@Orlando.org)

C/ 407.640.1673