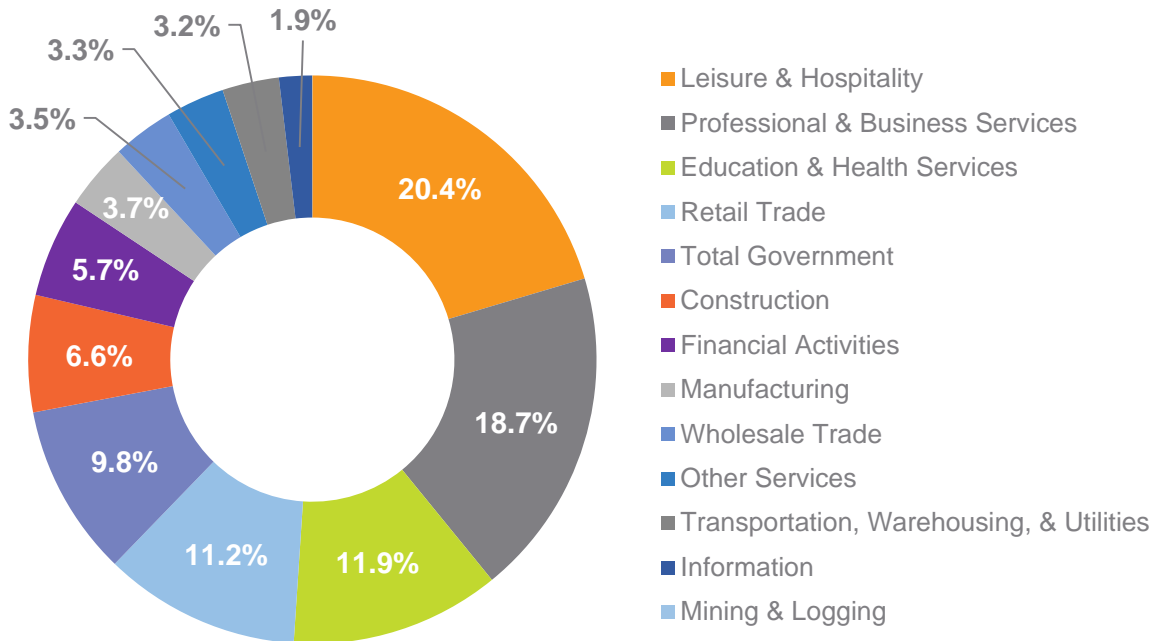
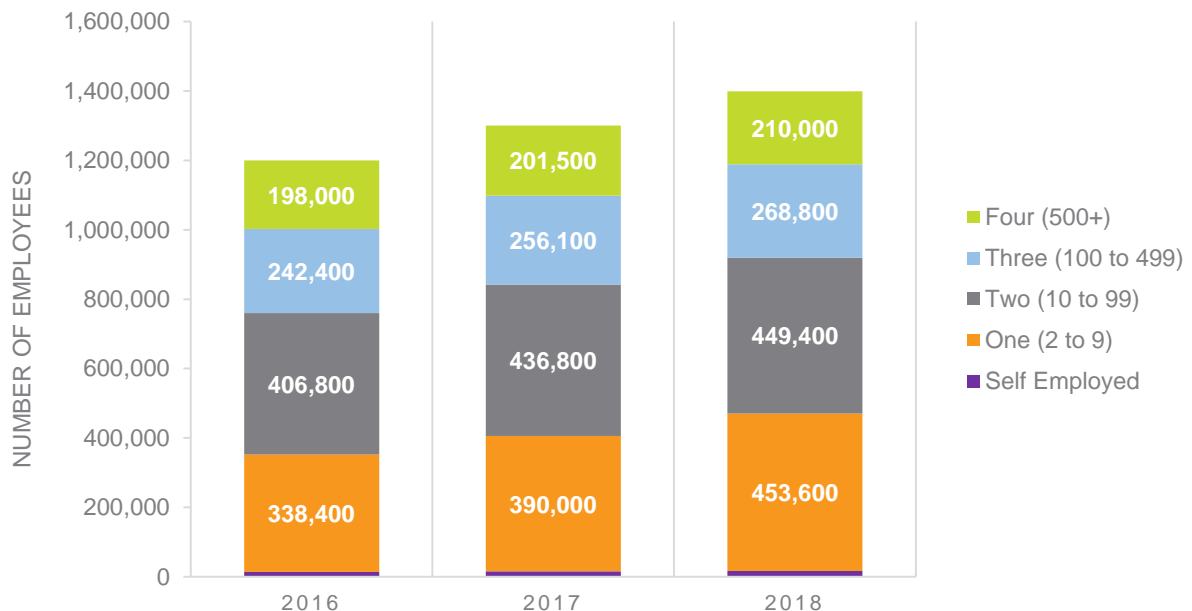


### Employment by Industry

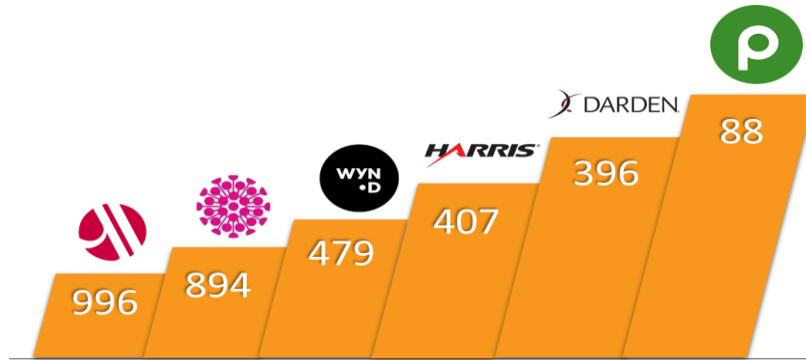


### Employees by Company Stage

Companies are classified into stages based on the number of people they employ. Stage two companies employ anywhere from 10 to 99 people and are the most likely to expand. Almost as many people in Orlando are employed in stage-two companies as there are in stage-one or startup companies.



# Fortune 1000 Companies Headquartered in Central Florida



Company	Total Headcount	Industry
Publix Super Markets, Inc. *	193,000	Retail
Darden Restaurant, Inc.	178,729	Food Service
Harris Corporation*	17,000	Aerospace & Defense
Wyndham Destinations, Inc.	39,200	Hospitality
Tupperware Brands Corporation	12,000	Retail
Marriot Vacations Worldwide Corporation	11,000	Hospitality

\* Not located in the Orlando MSA but within the seven-county region served by the Orlando Economic Partnership and within the regional labor shed.

## Business Owner Characteristics

Gender of Owner	Percent Share (2016)
Number of male-owned firms with paid employees	56.7%
Number of female-owned firms with paid employees	21.5%
Number of equally male-/female-owned firms with paid employees	14.4%

Minority Owners	Percent Share (2016)
Number of minority- owned firms with paid employees	23.5%
Number of nonminority-owned firms with paid employees	66.8%

## Business Type

Ownership Type	Number of Businesses	Percent Share (2019)
Total	344,756	100.00%
Private	327,580	95.00%
Nonprofit	9,538	2.70%
Public Sector	1,895	0.50%
Public	43	0.01%

Sources: Florida Department of Economic Opportunity - Current Employment Statistics Sept. 2019, U.S. Census Bureau - 2016 Annual Survey of Entrepreneurs, Dun & Bradstreet 2019, YourEconomy.org 2019, Gazzel.AI 2019

Note: Sum of detail may not equal total due to rounding.